

Product data sheet

Specifications



General purpose relay, SE Relays, 788R, 3PDT, 10A, 12 VDC, Quick terminal, clear cover

788XCXRC-12D

⚠ Discontinued on: Oct 22, 2024

⚠ Discontinued

Product availability: Non-Stock - Not normally stocked in distribution facility

Main

Product Type	Plug-in electromechanical relay
Rated Line Current	10 A
Switch Function	3PDT
Contact Composition	3 NO + 3 NC

Complementary

Rated Operational Current	10 A at 277 V AC (on resistive load) conforming to UL 10 A at 30 V DC (on resistive load) conforming to UL 10 A at 250 V AC-1 (1 NO) (on resistive load) conforming to IEC 10 A at 28 V DC-1 (1 NO) (on resistive load) conforming to IEC 5 A at 250 V AC-1 (1 NC) (on resistive load) conforming to IEC 5 A at 28 V DC-1 (1 NC) (on resistive load) conforming to IEC
[Ue] rated operational voltage	12 V DC
Maximum Switching Voltage	300 V UL 300 V CSA 250 V IEC
Mounting Support	plug-in
Local Signalling	Flag Cover
Contacts Material	Silver alloy, gold flashed
Rated Power in HP	0.33 HP 120 V AC 1 HP 277 V AC
Connections Terminals	blade terminal
Control Circuit Voltage Limits	0.8...1.1 Un DC
Resistance	120 Ohm
Average Coil Consumption	1.4 W
Vibration Resistance	+/- 1 mm 10...35 Hz in operation 3 gn 35...150 Hz in operation
Operating Time	20 ms
Drop-out Voltage Threshold	$\geq 0.15 U_c$ AC $\geq 0.1 U_c$ DC
Minimum Switching Current	10 mA 17 V DC
Product Weight	2.9 oz (83 g)
Height	2.0 in (50 mm)
Width	1.4 in (35 mm)

Price is "List Price" and may be subject to a trade discount – check with your local distributor or retailer for actual price.

Depth	1.4 in (35.5 mm)
-------	------------------

Environment

Shock Resistance	10 gn
------------------	-------

Ambient Air Temperature for Operation	-40...131 °F (-40...55 °C)
---------------------------------------	----------------------------

Ambient Air Temperature for Storage	-40...185 °F (-40...85 °C)
-------------------------------------	----------------------------

Product Certifications	UL CSA CE EAC
------------------------	------------------------

Dielectric Strength	2500 V AC between coil and contact 2000 V AC between poles 1500 V AC between contacts
---------------------	---

Electrical Durability	100000 cycles
-----------------------	---------------

Mechanical Durability	5000000 cycles
-----------------------	----------------

IP Degree of Protection	IP40
-------------------------	------

Ordering and shipping details

Category	US10CP221127
----------	--------------

Discount Schedule	0CP2
-------------------	------

GTIN	3606480780097
------	---------------

Returnability	No
---------------	----

Country of origin	CN
-------------------	----

Packing Units

Unit Type of Package 1	PCE
------------------------	-----

Number of Units in Package 1	1
------------------------------	---

Package 1 Height	1.40 in (3.556 cm)
------------------	--------------------

Package 1 Width	1.40 in (3.556 cm)
-----------------	--------------------

Package 1 Length	2.40 in (6.096 cm)
------------------	--------------------

Package 1 Weight	2.880 oz (81.647 g)
------------------	---------------------


Environmental Data

Schneider Electric aims to achieve Net Zero status by 2050 through supply chain partnerships, lower impact materials, and circularity via our ongoing "Use Better, Use Longer, Use Again" campaign to extend product lifetimes and recyclability.

[Environmental Data explained >](#)

[How we assess product sustainability >](#)

Use Better

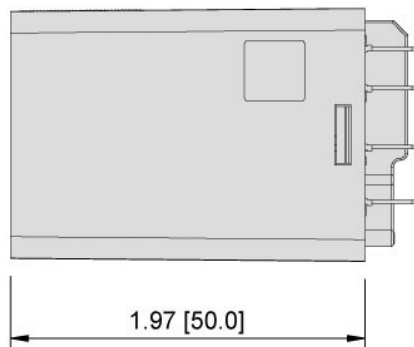
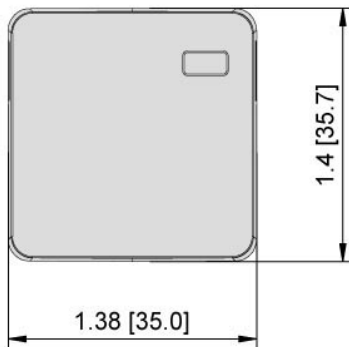
 Materials and Substances	
Packaging without single use plastic	Yes
China RoHS Regulation	China RoHS declaration
California proposition 65	WARNING: This product can expose you to chemicals including: Nickel compounds, which is known to the State of California to cause cancer, and Di-isodecyl phthalate (DIDP), which is known to the State of California to cause birth defects or other reproductive harm. For more information go to www.P65Warnings.ca.gov

Use Again

 Repack and remanufacture	
WEEE	 The product must be disposed on European Union markets following specific waste collection and never end up in rubbish bins.

Dimensions Drawings

Approximate Dimensions



Connections and Schema

Connections and Wiring Diagrams

